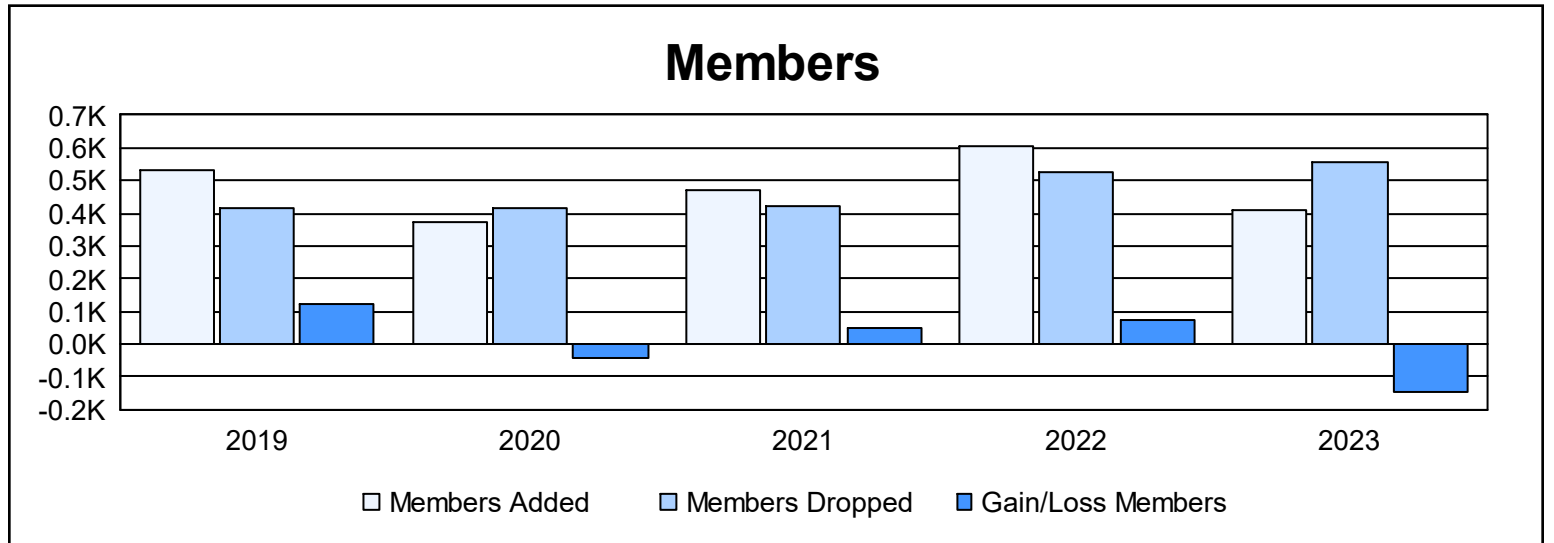
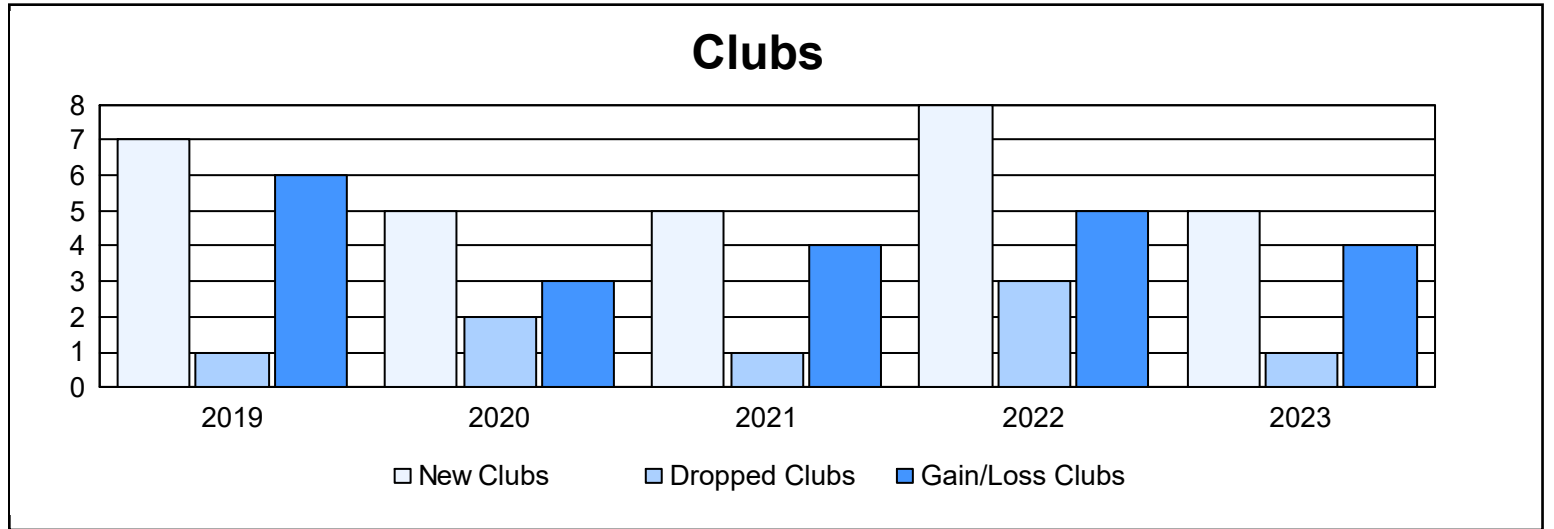
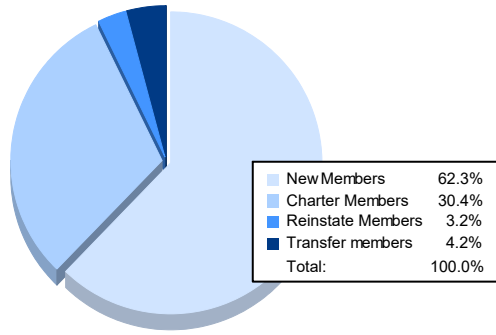


| Year           | New Clubs | Dropped Clubs | Gain/ Loss Clubs | New Members | Charter Members | Reinstate Members | Transfer Members | Total Member Added | Total Members Dropped | Gain/ Loss Members |
|----------------|-----------|---------------|------------------|-------------|-----------------|-------------------|------------------|--------------------|-----------------------|--------------------|
| 2018-2019      | 7         | 1             | 6                | 328         | 186             | 10                | 10               | 534                | 413                   | 121                |
| 2019-2020      | 5         | 2             | 3                | 235         | 97              | 13                | 28               | 373                | 414                   | -41                |
| 2020-2021      | 5         | 1             | 4                | 317         | 112             | 19                | 20               | 468                | 420                   | 48                 |
| 2021-2022      | 8         | 3             | 5                | 342         | 227             | 11                | 23               | 603                | 527                   | 76                 |
| 2022-2023      | 5         | 1             | 4                | 254         | 124             | 13                | 17               | 408                | 556                   | -148               |
| <b>Average</b> | <b>6</b>  | <b>2</b>      | <b>4</b>         | <b>295</b>  | <b>149</b>      | <b>13</b>         | <b>20</b>        | <b>477</b>         | <b>466</b>            | <b>11</b>          |



### Membership Composition June 2023 Cumulative



### Gender Composition June 2023 Cumulative

